



Emergency Preparedness on Campus

WHAT'S INSIDE?

- Active Shooter
- Smoke, Fire & Alarms
- Power Outages
- Earthquakes & Tsunamis
- Red Cross Programs
- Evacuations, Rally Points & EAPs
- HSU Emergency Alert Notification System
- River and Beach Safety
- Get Ready!
- And more

2012 Edition

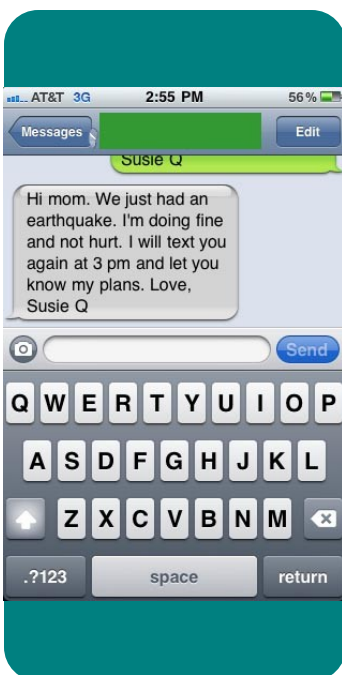


Carry a Flashlight

Whether you are in class, working in your office, or just living life day to day, one solid piece of advice is to always carry a flashlight with you.

On January 9, 2010 Humboldt County experienced a 6.5 Earthquake. This quake struck at 4:27 PM offshore. It was on a Saturday and HSU was not in session. However, some buildings were being used to conduct testing. People using one building on campus had to call the University Police Department to deliver a flashlight as even during the daytime, after the quake hit, the building was too dark to find the stairwell. Many HSU buildings on campus do not have emergency lighting.

Always carry a flashlight with you on campus. A cell phone light can be used, but they don't offer much light and you may need to conserve your cell phone battery in an emergency or disaster.

Fasten to your backpack or keys! (Even better– add a whistle!)




Use Text Messaging, IM or Email Instead of Cell Phones

California Earthquake: Don't Make Phone Calls, Use Text or IM Instead

You might've noticed that the ground got a little rumbly Humboldt County. You also might've noticed that the phone lines are basically non-existent. California Emergency Management

Agency, American Red Cross, FEMA, and major cell phone companies recommend only "making emergency or urgent calls" and use text messaging instead, to keep lines open for emergency personnel. Teach your family how to use text messaging (also known as SMS or Short Message Service).

Text messages can often get around network disruptions when a phone call might not be able to get through.



If You Hear Gunshots...

- Call University Police at 911 or 826-5023 after you get away.
- If at all possible, **GET OUT** and get away from the gunshots!
- Keep moving; it is harder to hit a moving target.
- Do not go to Rally Point or EAPs.
- If you can't get out, lock/barricade the door and **HIDE OUT** ("Shelter-in Place") and make a plan to protect yourself in case the intruder enters.
- If trapped by a shooter entering your hiding place, You may decide to **TAKE OUT** the shooter. While this is a choice only you can make, it may be the only way to survive. Use furniture or whatever means available to protect yourself. and others.

Smoke, Fire, & Fire Alarms

Calmly evacuate using the stairwell to the nearest Rally Point. If you are in a wheelchair or non-ambulatory, go to the nearest stairwell and ask someone to notify emergency personnel of your location for evacuation. Close all stairwell doors behind you and do not prop them open!

Do not use elevators!

It is a misdemeanor to not evacuate buildings when a fire alarm sounds.

In an Earthquake "Be the Change"



For many of you who are all too familiar with California earthquakes, still way too often when the earth starts rocking and rolling, people run to the doorway or try to beat feet out the door. Be a leader in your areas by saying calmly,

"Drop, Cover, and Hold On!" Once the shaking stops, if safe to do so, evacuate to the nearest Rally Point outside. On campus, look for members of your Building Evacuation Team wearing orange safety vests to assist you. If you are in an area

where there is no one else around, Drop, Cover & Hold On, and when safe, go to a more populated area to seek help.

"Be the change you want to see in the world" ~Mahatma Gandhi

Tsunami Awareness

If you are at the beach and feel ground shaking, drop, cover and hold on.

Move the high ground or inland as soon as you can.

Remain on high ground. Waves from a tsunami may arrive for 8 hours or longer.



If you hear that a Tsunami Watch/Warning is in effect, evacuate **ONLY** if you are in a coastal zone. The HSU

main campus is not in an inundation zone. If you are at the beach and you see the sea rapidly recede and draw back

from the waterline, head to higher ground; there may be a tsunami wave coming from a distant earthquake.

Power Outage

When electrical power is first interrupted, individual faculty members, with consultation with their department chairs, are responsible for deciding on a class-by-class basis, if the class should continue, be relocated, or be canceled. If the power outage appears likely to continue for several

hours or more, campus-wide information about continuing/suspending classes will be disseminated from the President or Vice President through deans, departments and chairs.

People are encouraged to call 826-INFO (4636) for updates on power outages.

CAMPUS OPEN
No Emergency Conditions Exist

- Unless otherwise posted, all areas and buildings are open
- Meet for all classes and activities should proceed as scheduled

MORE INFORMATION:

- WEB: www.humboldt.edu/emergency
- PHONE: 707-826-INFO (4636)
- RADIO: KHSU 90.5 FM

CLASSES AND ACTIVITIES CANCELLED
By order of University President

- University classes and student activities CANCELLED until further notice
- Staff and faculty members should seek work assignments from their supervisors

MORE INFORMATION:

- WEB: www.humboldt.edu/emergency
- PHONE: 707-826-INFO (4636)
- RADIO: KHSU 90.5 FM

Red Cross Safe & Well



After a disaster, letting your family and friends know that you are safe and well can bring your loved ones great peace of mind. This website is designed to help make that communication easier.

If you have been affected by a disaster, you can use this page to post "safe and well messages" that your loved ones can view. Registering yourself on the Safe and Well Web site is completely voluntary and you can update your entry at any time.

Those searching on this site for your information will need to enter your name, along with your address or phone number. The search result will show only your first name, last name, the date and time of registration, and the messages you selected to tell your story.

Register Yourself as "Safe and Well" Click on the "List Myself as Safe and Well" button to register yourself on the site.

Search for Loved Ones Concerned family and friends can search the list of those who have registered themselves as "safe and well" by

clicking on the "Search Registrants" button. The results of a successful search will display a loved one's first name, last name and a brief message.

Go to the Safe and Well website to learn more :

<https://safeandwell.communityos.org> or register by calling

1-800-RED-CROSS..

This link is also available on the HSU Emergency Management Program webpage.

Water Safety



River Safety

Wear a life vest!

Our local rivers are beautiful, swift, cold and life-threatening to swimmers, fishermen, and boaters.

Pay attention to currents, waves, rocks and "sweeper" branches that can hold you under a river's powerful flowing waters.

Take river safety training, study the river with an experienced person or guide, wear a life vest, and stay sober at the river.

You can take a river rafting or kayaking class, learn about water safety or rent safety equipment from HSU Center Activities. Call 826-3357 or stop by the University Center to check it out.

Beach Safety

Always keep an eye on the ocean and especially for "sneaker" waves that may be 2-3 times larger than the surf pattern. Sneaker waves pull people out to sea every year.

Hypothermia and powerful currents are deadly threats. If the water draws down low or you hear a loud roar, head to higher ground immediately as a very large wave or a tsunami from a distant earthquake may be approaching.

Before you go on a beach hike, carefully check the tide schedule using a tide table from a local outdoor shop or Center Activities, so that high tides don't trap you in a cove.

HSU Evacuation Plan, Rally Points, and EAPs

Evacuation Plan

In each classroom or lab identify the exit(s). Make note of alternate exits such as windows and stairwells. Reference yellow evacuation plan sign posted in room. Avoid elevators and be aware of alternate exit routes.



Rally Points

As you exit the building look for University staff (they will also direct you) who will be assembling at the building's Rally Point. This is a commonly-known landmark like a walkway, fountain, or planter. Assist those in need to safely exit the facility. Report those who could not evacuate to emergency personnel.

Emergency Assembly Points (EAPs)

EAPs are open spaces for gathering people when our buildings are not safe to occupy following a major earthquake. In any earthquake, remember to **Drop, Cover, and Hold On** until the shaking stops, then if safe, go to the Rally Point. University staff will instruct you when to go to the EAP.

HSU Emergency Alert Notification System

The Emergency Public Address System, Campus Signage, and Cellular Text Messages for students, staff & faculty. Register Text Messaging & RSS feeds at: www.humboldt.edu/emergency.

Alerts direct you to learn more about campus emergency conditions by going to: www.humboldt.edu, by calling 826-INFO(4636), or by tuning to KHSU 90.5 FM radio.

Anytime you have to evacuate use 826-INFO, the HSU web or KHSU to find out more.

Campus Emergency Text Messages

The Emergency Alert Text Message system is a service for all students, staff and faculty. Members of the campus community can register to receive alerts about threats of imminent danger at or near any Humboldt State location via text messaging. Register online at the HSU Account Center.

We ask that you not call the University Police for updated

information. Please leave UPD phone lines open for incoming emergency calls.





Humboldt State University
Emergency Management
Program

Humboldt State University
1 Harpst Street
Arcata, California 95521

Phone: 707-826-5555
Emergency 911 or 826-5023
E-mail: eoc@humboldt.edu

We're All in this Together!

We go to school, work, live and play in one of the most beautiful pristine places in the world and the truth is, we are all prone to natural and human caused disasters no matter where we live. Learn about the hazards in your area and how to mitigate them. If you prepare yourself ahead of time you will be ready when the next big event happens. Whether you are walking across the HSU campus, in class, watching a big game in Redwood Bowl, studying in the Library, shopping at Wildberries, or just chillin' with your friends or family at home, you can feel confident knowing you have taken measures to plan, prepare and help yourself in an emergency situation on campus and beyond.

"It's not a matter of IF, it's WHEN!"

Helpful Links

We're on the Web

<http://www.humboldt.edu/emergencymgmtprogram/>

<http://humboldt.edu/emergency>

<http://www.humboldt.edu/rctwg/> (Tsunami Inundation Maps)

www.ready.gov (Prepare)

<http://myhazards.calema.ca.gov/> (Learn Your Hazards)

<http://www.shakeout.org/> (California ShakeOut!)

<http://www.totallyunprepared.com/> (Totally Unprepared)

Get a Kit. Make a Plan. Be Informed. Volunteer.

Get a Kit

You may need to survive on your own after an emergency. This means having your own food, water, and other supplies in sufficient quantity to last for at least three days.

Quick Tips

Always carry a flashlight on campus.

Keep a pair of sturdy shoes and a flashlight in a ziplock bag under your bed or in your office.

Prepare a disaster kit for your office, your car, and home.

If you travel on mountainous roads in the winter, have an emergency road kit as well!

Make a Plan

Become familiar with the HSU Emergency Evacuation Plan signs in your areas.

Make sure you have a plan in case of an emergency. Before an emergency happens, sit down together with room-mates or family and decide how you will get in contact with each other, where you will go and what you will do in an emergency.

Keep a copy of this plan in your emergency supply kit or another safe place where you can access it in the event of a disaster.

Go to: www.ready.gov to download wallet cards and writable forms.

Be Informed

Watch for HSU University Notices for upcoming Emergency Preparedness classes and Tips of the Week.

Register for Emergency Alert Text Messages. Like HSUAlert Facebook page. Sign up for RSS Feeds. Check out the HSU Emergency Management Program webpage:

<http://www.humboldt.edu/emergencymgmtprogram/>

Take local preparedness classes, CPR, Living on Shaky Ground, First Aid, Wilderness and remote first aid classes, river safety for kayaking and rafting and other outdoor adventure safety courses offered at HSU.



American Red Cross

Disaster Action

Teams respond in disasters, instruct CPR, and first aid. Call 707-443-4521 for more info.



The HSU campus, including your students, friends,

& colleagues, need your help! When the next big earthquake strikes, local rescue personnel will be stretched too thin to provide HSU all the help we will need. We must become more self-reliant on campus by training and equipping selected members of our own staff, faculty & students to create our own on-campus emergency response teams. Please consider volunteering for CERT.

www.cert.humboldt.edu