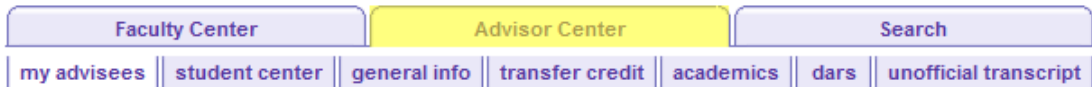


# View Data for Other Students



---

1. Log in to Faculty Center and select the **Advisor Center** tab



## My Advisees

---

				Find      
	Notify	Name	ID	View Student Details
1	<input type="checkbox"/>			<a href="#">View Student Details</a>
2	<input type="checkbox"/>			<a href="#">View Student Details</a>
3	<input type="checkbox"/>			<a href="#">View Student Details</a>
4	<input type="checkbox"/>			<a href="#">View Student Details</a>
5	<input type="checkbox"/>			<a href="#">View Student Details</a>
6	<input type="checkbox"/>			<a href="#">View Student Details</a>
7	<input type="checkbox"/>			<a href="#">View Student Details</a>
8	<input type="checkbox"/>			<a href="#">View Student Details</a>
9	<input type="checkbox"/>			<a href="#">View Student Details</a>
10	<input type="checkbox"/>			<a href="#">View Student Details</a>
11	<input type="checkbox"/>			<a href="#">View Student Details</a>

2. Scroll to the bottom of your page and select **VIEW DATA FOR OTHER STUDENTS**



---

[Faculty Center](#) | [Advisor Center](#) | [Search](#)

[My Advisees](#) | [Student Center](#) | [General Info](#) | [Transfer Credit](#) | [Academics](#) | [Dars](#) | [Unofficial Transcript](#)

- Enter student's HSU ID and select the **Search** button

**Find an Existing Value**

---

Limit the number of results to (up to 300):

ID:

Campus ID:

National ID:

Last Name:

First Name:

Case Sensitive

**Search**  [Basic Search](#)  [Save Search Criteria](#)

- Select the **general info** tab. Then select the [ADVISING – Mandatory](#) link

### Advisee General Info

**Emily Jacobsen**

\*Change Advisee

- [Service Indicators](#)
- [Initiated Checklists](#)
- [National ID](#)
- [Personal Data](#)
- [Addresses](#)
- [Names](#)
- [Email Addresses](#)
- [Phones](#)

### Service Indicators

Positive
  Negative

Service Indicators						
Customize   View All   <input type="button" value="🔍"/>						
First <input type="button" value="◀"/> 1-2 of 2 <input type="button" value="▶"/> Last						
Type	Details	Start Term	End Term	Start Date	End Date	Department
★	<a href="#">Student Folder Exists</a>	Fall Semester 2009		07/17/2009		ADMISSIONS
⊘	<a href="#">ADVISING - Mandatory</a>	Begin Term - Svc Indicatr Use		12/06/2011		ADVISING CENTER

[Go to top](#)

5. Select the **Release** button

## Edit Service Indicator

Release

*Institution:	<input type="text" value="HMCMP"/> 🔍	Humboldt State University
*Service Indicator Code:	<input type="text" value="ADV"/> 🔍	ADVISING - Mandatory
*Service Ind Reason Code:	<input type="text" value="ADV"/> 🔍	ADVISING - Mandatory
Description:	<input type="text" value="Your registration will be BLOCKED until you meet with your advisor."/> ▲ ▼	

6. Select **OK**

Are you sure you want to release this Service Indicator?

OK Cancel