

# **Be Prepared! Checklist**

HAVE AN EMERGENCY GO-KIT READY!



WATER



WARM  
CLOTHES



CASH



MEDICATION



NON PERISHABLE  
FOOD



EMERGENCY  
WHISTLE



FLASHLIGHT



IMPORTANT  
DOCUMENTS



FIRST AID KIT

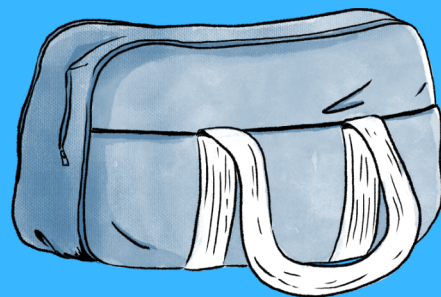


PERSONAL  
HYGENE ITEMS

BUILD YOUR OWN  
EMERGENCY GO KIT  
AND KEEP IT AT  
HOME IN CASE OF  
AN EMERGENCY.

KEEP A SMALLER KIT  
IN YOUR CAR TO BE  
BETTER PREPARED

PACK ENOUGH  
ITEMS TO LAST YOU  
1-2 WEEKS





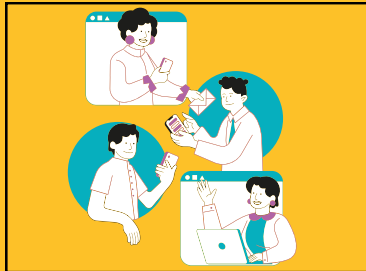
Cal Poly  
**Humboldt.**

## **Be Prepared! Make a Plan**

HAVE A PRE-DETERMINED MEETING PLACE TO GO TO IN CASE OF AN EMERGENCY.



HAVE A WRITTEN LIST OF EMERGENCY CONTACT INFORMATION.



REMEMBER, TEXT MESSAGES ARE MORE LIKELY TO GO THROUGH DURING A DISASTER.

HAVE IMPORTANT PHONE NUMBERS AND EMERGENCY CONTACTS WRITTEN DOWN



REMEMBER TO INCLUDE YOUR PETS IN DISASTER PLANS!



Cal Poly  
**Humboldt.**